

PLATFORM | SURFACES



Concreta



White



Ash



Coal



Clay

Concreta



White

24"x48" 8mm *Natural - Rectified*
 12"x24" 8mm *Natural - Rectified*
 8"x48" 9mm *Natural - Rectified*
 2"x10" 7mm *Natural - Rectified - Ceramic*



Ash

24"x48" 8mm *Natural - Rectified*
 12"x24" 8mm *Natural - Rectified*
 8"x48" 9mm *Natural - Rectified*
 2"x10" 7mm *Natural - Rectified - Ceramic*



Coal

24"x48" 8mm *Natural - Rectified*
 12"x24" 8mm *Natural - Rectified*
 8"x48" 9mm *Natural - Rectified*
 2"x10" 7mm *Natural - Rectified - Ceramic*



Clay

24"x48" 8mm *Natural - Rectified*
 12"x24" 8mm *Natural - Rectified*
 8"x48" 9mm *Natural - Rectified*
 2"x10" 7mm *Natural - Rectified - Ceramic*




White 3D

8"x8" 20mm
Matte - Pressed - Cement



Ash 3D

8"x8" 20mm
Matte - Pressed - Cement




Coal 3D

8"x8" 20mm
Matte - Pressed - Cement




Clay 3D

8"x8" 20mm
Matte - Pressed - Cement




White 2x2 Mosaic

12"x12" 8mm
Natural




Ash 2x2 Mosaic

12"x12" 8mm
Natural



Coal 2x2 Mosaic

12"x12" 8mm
Natural



Clay 2x2 Mosaic

12"x12" 8mm
Natural

Concreta

Packaging

Size	Pieces/Box	SQFT/Box	LBS/Box	Boxes/Pallet
24"x48"	2	15.50	61.16	35
12"x24"	8	15.50	61.16	40
8"x48"	5	12.80	54.02	45
8"x8" 3D	12	5.16	35.27	48
2"x10"	20	2.69	8.85	200
2x2 Mosaic	10	10	35.01	36

Technical Data

Freeze Resistant	Resistant, 2x10/8x8 3D - N/A
Water Absorption	Natural/8x48 - $\leq 0.5\%$, 2x10 - $\leq 3\%$, 8x8 3D - $\leq 20\%$
Stain Resistant	Class A, 8x8 3D - Class E
DCOF	Natural - ≥ 0.42 , 8x48 - < 0.42 , 2x10 - ≥ 0.42 8x8 3D - N/A
Chemical Resistant	Class A, 8x8 3D - Class E

PLATFORM | SURFACES