

PLATFORM | SURFACES

WIDE

Large Slate Effect Porcelain Tile



Platform Surfaces
330 County Line Rd.
Bensenville, IL 60106
630.526.3399 | platformsurfaces.com



Steel - Strutturato



Lead



Olive




Steel


Wide




Chalk - Rect.
48"x48" 9mm Matte
24"x48" 9mm Matte
24"x24" 9mm Matte
12"x24" 9mm Matte



Steel - Rect.
48"x48" 9mm Matte
24"x48" 9mm Matte
24"x24" 9mm Matte
12"x24" 9mm Matte



Lead - Rect.
48"x48" 9mm Matte
24"x48" 9mm Matte
24"x24" 9mm Matte
12"x24" 9mm Matte



Carbon - Rect.
48"x48" 9mm Matte
24"x48" 9mm Matte
24"x24" 9mm Matte
12"x24" 9mm Matte




Olive - Rect.
48"x48" 9mm Matte
24"x48" 9mm Matte
24"x24" 9mm Matte
12"x24" 9mm Matte



Chalk - Rect.
24"x24" 9mm Strutturato
12"x24" 9mm Strutturato




Steel - Rect.
24"x24" 9mm Strutturato
12"x24" 9mm Strutturato
24"x24" 20mm Strutturato



Lead - Rect.
24"x24" 9mm Strutturato
12"x24" 9mm Strutturato




Carbon - Rect.
24"x24" 9mm Strutturato
12"x24" 9mm Strutturato
24"x24" 20mm Strutturato



Olive - Rect.
24"x24" 9mm Strutturato
12"x24" 9mm Strutturato

Wide

2x2 Mosaic




Chalk - Rect.
12"x12" Matte



Steel - Rect.
12"x12" Matte



Lead - Rect.
12"x12" Matte



Carbon - Rect.
12"x12" Matte



Olive - Rect.
12"x12" Matte




Chalk - Rect.
12"x12" Strutturato



Steel - Rect.
12"x12" Strutturato



Lead - Rect.
12"x12" Strutturato



Carbon - Rect.
12"x12" Strutturato



Olive - Rect.
12"x12" Strutturato

Wide

Packaging

Size	Sq. Ft./Box	Pieces/Box	Boxes/PL
48"x48"	31	2	20
24"x48"	15.50	2	35
24"x24"	11.63	3	40
12"x24"	13.56	7	40
24"x24" 20mm	7.75	2	30
12"x12" Mosaic	10.66	11	18
3"x24" Bullnose	-	10	70

PLATFORM|SURFACES

Platform Surfaces - 330 County Line Rd. Bensenville, IL 60106 - 630.526.3399 - platformsurfaces.com