

PLATFORM | SURFACES

EXPLORE

Colored Body Porcelain Tile



Platform Surfaces
330 County Line Rd.
Bensenville, IL 60106
630.526.3399 | platformsurfaces.com





Arctic White



Everest Dark



Star Grey



Volcanic Black

Explore




Everest Dark - Matte - Rect.
24"x48" 9mm
12"x24" 9mm
12"x24" 9mm Grip




Volcanic Black - Matte - Rect.
24"x48" 9mm
12"x24" 9mm



Arctic White - Matte - Rect.
24"x48" 9mm
24"x24" 9mm
12"x24" 9mm
12"x24" 9mm Grip



African Beige - Matte - Rect.
24"x48" 9mm
24"x24" 9mm
12"x24" 9mm
12"x24" 9mm Grip



Star Grey - Matte - Rect.
24"x48" 9mm
24"x24" 9mm
12"x24" 9mm
12"x24" 9mm Grip

2x2 Mosaic A



**Everest Dark
Matte - Rect.**
12"x12" 9mm



**Volcanic Black
Matte - Rect.**
12"x12" 9mm



**Arctic White
Matte - Rect.**
12"x12" 9mm



**African Beige
Matte - Rect.**
12"x12" 9mm



**Star Grey
Matte - Rect.**
12"x12" 9mm

Explore


Hex Mosaic D



**Everest Dark
Matte - Rect.**
12"x10" 9mm



**Volcanic Black
Matte - Rect.**
12"x10" 9mm



**Arctic White
Matte - Rect.**
12"x10" 9mm



**African Beige
Matte - Rect.**
12"x10" 9mm



**Star Grey
Matte - Rect.**
12"x10" 9mm

Veneer



Volcanic Black - Matte
6"x24" 9mm



Arctic White - Matte
6"x24" 9mm



African Beige - Matte
6"x24" 9mm



Star Grey - Matte
6"x24" 9mm

Explore

Packaging

| Size | Sq. Ft./Box | Pieces/Box | Boxes/PL |
|-----------------|-------------|------------|----------|
| 24"x48" | 15.51 | 2 | 35 |
| 24"x24" | 13.11 | 3 | 40 |
| 12"x24" | 13.56 | 7 | 40 |
| Mosaic A | 9.69 | 10 | 36 |
| Mosaic D | 8.07 | 10 | 64 |
| Bullnose 3"x24" | - | 10 | 70 |
| Cove 6"x12" | - | 20 | 64 |

PLATFORM|SURFACES

Platform Surfaces - 330 County Line Rd. Bensenville, IL 60106 - 630.526.3399 - platformsurfaces.com